



2022 Texas 4-H Virtual Reel 'em in Fishing Skill-a-thon

Part I: Learn to Earn Skills – Educational Opportunities

Short, informative videos in which youth participants and adults can gain knowledge on fishing tips and techniques, both for freshwater and saltwater species. No fee to participate.

Educational Videos:

I. Tips and Techniques for Freshwater fishing

- Fishing tackles and supplies
- Catch and release techniques
- Through the gill hook removal tips
- How to cast

II. Tips and Techniques for Saltwater fishing

- Life jacket safety
- How to tie an improved clinch knot
- How to cast a spinning reel
- How to reel in big fish

III. Water Safety

- Safety for you and the fish
- Fishing in the sun
- Safety around water

IV. Fishing Careers

- Interview with a fisheries biologist
- Coastal and Marine Extension agent interview

V. Cooking with Fish – recipes and demos

- Fileting your catch
- Fish nutrition
- How to cook fish
- Dinner Tonight fish recipes

VI. Fish Identification

- Bass comparison and identification
- Spotted seatrout
- Saltwater fish identification
- Identifying catfish
- Fishing ID basics

VII. Freshwater and Saltwater Fish in Texas

VIII. Kahoot! Fishing Games to Play

Click on these links to view videos:

<https://drive.google.com/drive/folders/18xtDv32yDAVmkC7PLnMxV6krPPSUFH4e?usp=sharing>

<https://classroom.google.com/c/NDY5NDUwMzk0NDk3?cjc=4dxsobe>

Jheri-Lynn McSwain, Ph.D.
 Extension Program Specialist – 4-H Youth Development, District 5
 Texas A&M AgriLife Extension Service
 1710 N Hwy 3053 | PO Box 200 | Overton, Texas 75684
 Tel. 903.834.6191 | Fax 903.834.7140
www.texas4-h.tamu.edu

Responsible Handling of Fish

Not every fish is a "keeper." You may catch a fish that's under legal size or too big to fit in your cooler. You may land a magnificent trophy and decide to return it to the water so that you — or some other lucky angler — will have a chance to catch that fish again. Whatever your reasons for choosing live release, you want to give your fish the best possible chance of survival.

How to Begin

- Set the hook quickly to reduce likelihood that fish will swallow the bait.
- Play and land fish as quickly as possible. Playing fish to exhaustion can harm the fish.
- When fishing in deep water, bring fish in slowly to help it adjust to changing pressure.
- Consider using barbless hooks.
- Keep your release tools close by.

Handling Your Catch

Proper handling protects both you and the fish. Some fishes have sharp fins or teeth that can cut you. See TPWD [Angler Education pages](#) for tips on how to handle different species.

- Minimize the time fish is out of the water (no longer than you can hold your breath.)
- Leave fish in the water if you can and use a tool to remove the hook.
- If possible, keep the fish from thrashing without using a net. If a net is required, use a rubber-mesh landing net instead of abrasive nylon.
- Avoid removing the slime/mucus layer, which protects fish from parasites and infections.
 - Try to keep fish off the ground or floor of a boat.
 - Use a wet rag or glove, or wet hands before handling fish.
 - Turn fish on its back and cover its eyes to calm it.
 - Don't put your fingers in the eyes or gills.
- Smaller fish (< 5 pounds) can be vertically held by the lower jaw, either by hand or with grippers. Hold larger fish horizontally and support with two hands.

Removing the Hook

- Use needle-nose pliers, hemostats, or a hook remover to remove the hook and protect your hands.
- Back the hook out the opposite way it went in.
- [Watch this video](#) to learn how to remove a hook embedded deep within the fish.
- For a larger fish in the water, slip a gaff around the leader and slide it to the hook. Lift the gaff upward while pulling downward on the leader.
- Do not jerk or pop a leader to break it. This can injure vital organs in the fish.

Letting it Go

- Place fish in the water, gently supporting the mid-section and tail until it swims away.
- Resuscitate an exhausted fish by moving it or facing it into the current, gently forcing water into the mouth and over the gills.
- Watch the fish when released. If it doesn't swim away, recover it and try again.

See complete information from Texas Parks and Wildlife at <https://tpwd.texas.gov/regulations/outdoor-annual/fishing/catch-release-tips>

Part II: Reel ‘em in Tournament Information

Reel ‘em in Tournament – scheduled dates for 4-H youth to fish at their location with the chance of winning monthly and overall tournament awards and prizes. See entry fees below for participation.

Follow the 5 steps below in numerical order to participate in the tournament portion of the skill-a-thon:

Step 1: 4-H Enrollment

- Be enrolled in 4-H as a youth member (3rd – 12th grades) or Clover Kid (K – 2nd grades) for the 2021-2022 year.
- If you are not in 4-H, join by setting up your family profile on 4HOnline at <https://texas.4honline.com> or contact your local county Extension agent for assistance with enrollment in your county 4-H program.
- Not sure who is your county agent? Click this link to enter your county name and find contact information: <https://agriflifeextension.tamu.edu/contact/>

Step 2: Event Registration

Summer Event

- **April 1, 2022 – 8:00 a.m.** - Registration will open on 4-H Online <https://texas.4honline.com>
- Select **2022 Texas 4-H Virtual Reel ‘em in - Summer** from the event list
 - Register and compete as an individual angler (4-H member or Clover Kid) (no team entries).
 - **4-H youth anglers (grades 3rd – 12th):** You may register for either division or both. The entry fee is per 4-H angler per division.
 - Freshwater Division: \$50
 - Saltwater Division: \$50
 - Complete your presurvey. After you complete the presurvey you will be given a 5-digit CODE at the end of the survey to enter in 4HOnline. **Enter this code to complete and enter your registration.** Use this link or QR code to complete:

Important
Step!



Presurvey QR Code

Presurvey Link

https://agriflife.az1.qualtrics.com/jfe/form/SV_djm648QrDhOJ7kW

- **Note:** We are unable to issue any refunds once your payment has been submitted.
- **Clover Kids** participate for bragging rights and a certificate. Photos of Clover Kids with their “big fish” can be posted to the **2021 4-H Fishing** Facebook group, if desired. They will not earn a place on the FishDonkey leaderboard and DO NOT set-up a profile on the FishDonkey app. There is no fee for their participation, however, they must be registered on 4-H Online.
- **June 30, 2022** – Last date to register to participate in the summer tournament. Only those registered on 4-H Online by the deadline will be eligible to participate.

Registration Incentives

- First 50 *completely registered 4-H members will receive a FREE official Check-it-Stik® (if not previously received in a past 4-H fishing skill-a-thon)
- First 50 registered Clover Kids will receive a 4-H fishing lure.

*4HOnline registration submitted, payment received, pre-survey completed, and FishDonkey judging app profile set-up.

If you are a **Clover Kid**, SKIP TO STEP 4.

Step 3: Download Judging App

- After your payment has been accepted in 4HOnline, go to [FishDonkey](#) to download the app to your mobile device and/or computer.
- There is no fee for participants to use this app.
- Set up your profile in FishDonkey. Select the Division you choose in 4HOnline (Freshwater and/or Saltwater). If you registered for BOTH divisions, make sure you choose to participate in both.
 - Texas 4-H Virtual Reel 'em in – Freshwater
 - Texas 4-H Virtual Reel 'em in – Saltwater
- When setting up your profile, in the “Street 2” box, list the county of your 4-H club.
- On the app, use the tutorial to practice how to measure and upload pics.
- Questions? See Tip sheets on the last page for additional information.



Want to WIN? Then Be Sure to Follow ALL Rules below! Violation of any rule listed will result in disqualification of the fish entered.

Step 4: Fish the Tournament – Judging Criteria under Rules & Guidelines

Summer Event

- On June 1, 2022, at 12:00 p.m. the app will open for you to begin uploading your pictures of your fish to be judged and posted to the official leaderboard.
- The summer tournament closes on August 31, 2022 at 11:59 p.m.
- Official placings will be verified and announced on FishDonkey the week of September 4 – 8.
- Prizes and certificates will be mailed to your county Extension office the week of September 18th.

How to measure and photograph your fish for judging

- Fish must be photographed with an iphone or android, **with the app open**, and fish laying on a **Check-It-Stik®** brand or other commercially made metal measuring board. All measuring boards must have a 90 degree bend at the front for the nose/mouth of the fish to rest against for measuring length.
- Photograph must be clear and measurement on board must be legible.
- Fish longer than the length of a Check-it-Stik should be measured on the measurement board in conjunction with a tape measure from the start of the board to the end of the fish. **Do not run the**



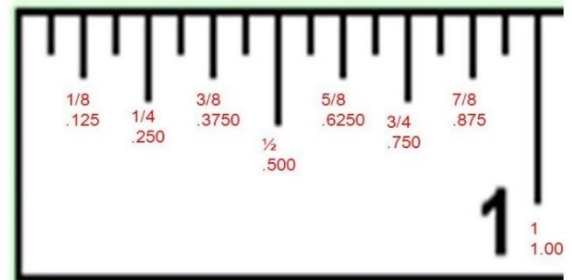
Updated!

tape measure under the fish – the whole tape from beginning to end of tail must be visible.
Pictures without a commercially made measurement board used as the starting point for measurement will not be judged. You may use the video feature in FishDonkey to document the measurement of your fish from the nose to tail – move slowly to ensure all is captured in the recording. This works really well to document those extra large/long fish!

- You may hold your fish on the board, just be sure to NOT cover the mouth and tail with anything that blocks these views.
- Pinch the tail fins together to get accurate length in photograph. If a spiny fin fish (catfish), you may turn the tail to the side to get accurate length.
- Nose of fish **must** be touching the front of the measuring board. Close the mouth of the fish if open.
- Photos will be timestamped in the FishDonkey app when taken. You may upload your pics as you take them or at a later date. Don't have internet to upload at your fishing spot? No problem, remember they are timestamped when you take them so you can upload from the app when you have internet or even from a computer. Just make sure they are all uploaded from FishDonkey before close of the tournament.
- Each photo submitted must also include a separate "hero" pic that documents the face of the youth participant with the fish caught (examples: posing, on measuring board, holding, in net).

How to Read an Inch in Decimals

- Enter the length of your fish in whole number and 2-digit decimal place, i.e. 10.25
- When fish are judged, the length you enter will be verified and confirmed. If length entered is more than documented, tournament judges will modify.



Updated!

Reasons for Disqualification

1. Nose of fish not touching the front of the measuring board
2. No hero picture submitted
3. Unpinched tail fin (catfish tails can be turned to the side and pinched).
4. Nose/mouth of fish or front of measuring board not in photograph
5. Blurry picture or cannot see measuring numbers in photo
6. No use of a commercially made measuring board (using a tape measure only).

Other

6. Fish lengths posted **less** than their actual length will be verified as that entry length.

Step 5: Complete the Post-Survey

Important Step!

- Use the QR code or click on the link below to complete a short survey to tell us about your skill-a-thon participation experience.
 - August 1 - 31 – summer tournament survey will be open for completion
- Note: Awards and prizes will only be provided 4-H members in which fee has been received and post-survey completed (a reminder will be sent to you).



2022 Texas 4-H Virtual Reel 'em in Post Survey Link
https://agrillife.az1.qualtrics.com/jfe/form/SV_87ytg3QontLwlzU

Post Survey QR Code

Supplies Needed for Participation

- Rod and reel
- Bait and/or lure
- Phone or tablet to take your fish pics in FishDonkey. Or you can take the pics with phone/tablet in FishDonkey and upload through your computer with internet
- Check-it-Stik® or other commercially made metal measuring board. Must have a 90 degree bend at front (can be purchased at Academy stores or via online shopping venues)
- Fish net (optional)



Check-it-Stik

Safety and State Fishing Regulations

- There are bag limits and length requirements for most fish caught in Texas. It is the responsibility of the angler to read and abide by these regulations. Be sure to follow all Texas regulations regarding fishing licenses, bag limits, length requirements and other rules <https://tpwd.texas.gov/regulations/outdoor-annual/fishing/>
- If you catch a fish that is shorter than the legal limits to keep, you MAY photograph and use in the tournament. However, as soon possible after taking the photo, release the fish back into the water so that you are abiding by state fishing regulations.
- Each 4-H family entered is responsible for the safety of youth anglers during the tournaments.

Placings and Contests

- Individual placings will be posted on the contest leaderboards as fish are caught, posted, and verified by tournament director. You will be able to see your ranking in real time.
- Each Division (Freshwater and Saltwater) has individual contests based upon species and judging criteria. See the attached Rules and Guidelines for specific information.
- A Texas 4-H Virtual Reel 'em in Grand Champion for Freshwater and Saltwater will be announced at the end of the 4-H year which ends on August 31. The winner in each division will be determined on a grand total of all inches of all fish caught in both divisions for spring and summer participation. Be sure to register for both Spring and Summer events to rack-up more inches!

Awards and Prizes

- Awards and prizes will be mailed to your county Extension office after completion of the Spring skill-a-thon and then after completion of the Summer skill-a-thon.
- All awards and prizes to be determined by the 4-H Fishing committee. Awards are determined by the number of individuals registered for this tournament.
- **Awards and prizes will only be provided 4-H members in which fee has been received and post-survey completed.**
- Clover Kids participate for bragging rights and a certificate.
- Entry via 4-H Online gives permission to use the participant's name and photograph as needed for marketing and promotion purposes.

Questions

- For 4HOnline and registration questions, contact Carolyn Walton at the District 5 office via email at carolyn.walton@ag.tamu.edu or by phone at 903-834-6191.
- For tournament or FishDonkey questions, contact Dr. Jheri-Lynn McSwain, Extension Program Specialist – District 5 via email at jlmcswain@ag.tamu.edu or by phone at 903-847-0598. Please leave a detailed message.

Sponsors (see complete sponsor and prize list at end of document)

- The Texas 4-H program is very grateful to the sponsors of our virtual fishing program. This list is dynamic and will continue to grow as we secure additional sponsors.
- Program Sponsors:
 - Texas Farm Credit
 - TG Industries
 - Texas 4-H Youth Development Foundation
- Contest Division Sponsors:
 - Life's Outdoor Pursuits
 - Coastal Conservation Association (CCA)
 - Flatsworthy
 - Hookset Marine Gear
 - Mowdy Boats of Texas
 - Waterloo Rod Company
 - Walmart



Freshwater Division Rules & Guidelines

Species

- You may enter fish from any of the 3 species listed below for the Freshwater Division. All fish must be caught by legal means.
 - Bass: Largemouth, smallmouth, spotted, Guadalupe
 - Crappie: black or white
 - Catfish: channel, blue, flathead
- You may enter all of one variety or a combination of varieties for judging.
- See link below to learn how to identify specific fish species in Texas. <https://tpwd.texas.gov/landwater/water/aquaticspecies/inland.phtml>

Location

- Fish anywhere permitted by law (freshwater, ponds, stock tanks, rivers, lakes, etc.).
- Fishing from a pier, edge of pond/lake/river, or boat is allowed for this event as long as the location is permitted by law. If private land, ensure you have landowner permission to fish.

Length Limits by Species

<https://tpwd.texas.gov/regulations/outdoor-annual/fishing/freshwater-fishing/>

Freshwater Judging Contests – More Ways to Win!

- Each of the pictures entered have multiple ways to qualify to win prizes. Each of the four contests have a separate leaderboard on FishDonkey. When you post the picture of your fish, it will automatically be entered into the contest in which it is eligible based upon species.
- The best part of FishDonkey is the app's ability to AUTO CULL your catches. Enter all your pictures and the system only adds your longest catch to the individual contest leaderboard.
- No need to upload your pictures for each individual contest.

Leaderboard Contests

- Longest – Sponsored by TG Industries
- Stringer
- Freshwater Slam
- Wild Card

Internal Contest

- Big Bass – Sponsored by Life's Outdoor Pursuits



Smallmouth Bass



Largemouth Bass



Guadalupe Bass



Spotted Bass



Black Crappie



White Crappie



Channel Catfish



Flathead Catfish



Blue Catfish



1. Longest

Sponsor: TG Industries

Species eligible: Bass and Catfish

Judging criteria: Length on Check-it-Stik

See *How to Measure Your Fish for Judging* on page 3.




Fish longer than the length of a Check-it-Stik should be measured on the measurement board in conjunction with a tape measure from the start of the board to the end of the fish. *Do not run the tape measure under the fish – the whole tape from beginning to end of tail must be visible.* **Pictures without a commercially made measurement board used as the starting point for measurement will not be judged.** You may use the video feature in FishDonkey to document the measurement of your fish from the nose to tail – move slowly to ensure all is captured in the recording. This works really well to document those extra large/long fish!

2. Stringer

Species eligible: Crappie

Judging criteria: Longest 5 crappie (black, white or combination). Enter all your crappie pictures and the app will AUTO CULL your stringer for you, leaving the top 5 cumulative lengths as your entry.



3. Freshwater Slam

Species eligible: Bass, Catfish, Crappie

Judging criteria: Must enter at least one of **each** species to qualify to participate in this contest (1 bass, 1 catfish and 1 crappie). Again, the app does the work for you. Just take the picture of the fish, enter its length and the program will select your longest bass, catfish and crappie to be entered into the Freshwater Slam contest.

4. Wild Card

Sponsor: Texas 4-H Foundation & Walmart

Species: Bass, Catfish, Crappie

Judging criteria: Size does not matter for this contest! This is a random monthly drawing from ALL pictures uploaded and verified.



5. Overall Big Bass

Sponsor: Life's Outdoor Pursuits

Species: Bass

Judging criteria: Longest bass caught in EACH the spring and summer tournaments will be named 4-H Big Bass Winner. A replica of their big bass will be presented to each of these winners.

Want to WIN? Then Be Sure to Follow ALL Rules on page 4 & 5! Violation of any rule listed will result in disqualification of the fish entered.

Saltwater Division Rules & Guidelines

Species

- You may enter fish from any of the 3 species listed below for the Saltwater Division. All fish must be caught with a rod and reel.
 - Spotted Seatrout (*Cynoscion nebulosus*)
 - Redfish (Red Drum) (*Sciaenops ocellatus*)
 - Sheepshead (*Archosargus probatocephalus*)
- You may enter all of one variety or a combination of varieties for judging.
- See link below to learn how to identify specific fish species in Texas.
<https://www.takemefishing.org/fish-species/>

Location

- All waters within 9 nautical miles of the Texas Coastline as permitted by Texas law.

Length Limits by Species

<https://tpwd.texas.gov/regulations/outdoor-annual/fishing/saltwater-fishing/>



Sheepshead



Spotted Seatrout



Redfish (Red Drum)

Saltwater Judging Contests – More Ways to Win!

- Each of the pictures entered have multiple ways to qualify to win prizes. Each of the four contests below have a separate leaderboard on FishDonkey. When you post the picture of your fish it will automatically be entered into the contest in which it is eligible based upon species.
- The best part of FishDonkey is the app's ability to AUTO CULL your catches. Enter all your pictures and the system only adds your longest catch to the individual contest leaderboard.
- No need to upload your pictures for each individual contest.

Leaderboard Contests (see complete sponsor and prize list at end of document)

- Longest – Sponsored by Coastal Conversation Association (CCA), Hookset Marine Gear, Mowdy Boats of Texas
- Saltwater Slam – Sponsored by Flatsworthy
- Wild Card – Sponsored by Coastal Conservation Association (CCA)
- Spot Pot – Sponsored by Waterloo Rod Company

Want to WIN? Then Be Sure to Follow ALL Rules on page 4 & 5! Violation of any rule listed will result in disqualification of the fish entered.



1. Longest

Sponsors: Coastal Conservation Association (CCA), Hookset Marine Gear, Mowdy Boats of Texas

Species eligible: Sheepshead, Spotted Seatrout, Redfish (Note: Redfish must be under 28 inches)

Judging criteria: Length on Check-it-Stik/measuring board

See *How to Measure Your Fish for Judging* on page 3.



Fish longer than the length of a Check-it-Stik should be measured on the measurement board in conjunction with a tape measure from the start of the board to the end of the fish. *Do not run the tape measure under the fish – the whole tape from beginning to end of tail must be visible. Pictures without a commercially made measurement board used as the starting point for measurement will not be judged.* You may use the video feature in FishDonkey to document the measurement of your fish from the nose to tail – move slowly to ensure all is captured in the recording. This works really well to document those extra large/long fish!

2. Saltwater Slam

Sponsors: Flatsworthy

Species eligible: Sheepshead, Spotted Seatrout, Redfish

Judging criteria: Must enter at least one of **each** species to qualify to participate in this contest (1 sheepshead, 1 seatrout and 1 redfish). Again, the app does the work for you. Just take the picture of the fish, enter its length and the program will select your longest sheepshead, seatrout, and redfish, to be entered into the Saltwater Slam contest.



3. Wild Card

Sponsor: Coastal Conservation Association (CCA)

Species: Sheepshead, Spotted Seatrout, Redfish

Judging criteria: Size does not matter for Spotted Seatrout or Sheepshead. Remember, all Redfish must be under 28 inches to be posted! This is a random monthly drawing from ALL pictures uploaded and verified.

4. Spot Pot

Sponsor: Waterloo Rod Company

Species: Redfish

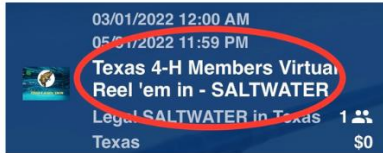
Judging criteria: Redfish must be under 28 inches and photographed on **Check-it-Stik**. Enter the number of spots on ONE side of the fish.



Tiebreaker: In the event of a tie, in any of the above contests, the earliest time entered will be used to determine the winner.

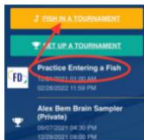
FISHDONKEY TIP SHEET- TEXAS 4-H

➔ How to Join in the FishDonkey App



1. Download the FishDonkey App
2. Tap Fish in A Tournament
3. JOIN: Texas 4-H SALTWATER

➔ Practice



Join: PRACTICE ENTERING A FISH. Get familiar with the app's camera. This will ensure you've given the app proper camera permissions too.

Watch a 1 minute tutorial:
youtu.be/zuxh7FNUkbA

We need your County Name!

Please tap on the profile icon in the top right corner of the app and fill in ADDRESS LINE 2 with your County name. Also add it to your LAST NAME. For example: Bryant - Bexar

➔ Digital Livewell / Photos



The fish icon is your Digital Livewell. It will show fish that are waiting to get on the leaderboard.

When you return to good reception, tap your livewell and leave it open. Tap the screen to keep it awake. Do this until all fish are RECEIVED.

➔ No Internet

Open the app before you head out. Tap on the name of your tournament on your FD home screen. That's it. Don't log out. Enter fish as normal. Your entries are held for safe keeping in your Digital Livewell.



➔ HOW TO ENTER A FISH

1. Tap the button ENTER A FISH / LEADERBOARD
2. That will open up your camera. Take your required pics by tapping on the camera icon.
3. When you are finished taking your pics, tap the checkmark.
4. Enter the species and the length of your fish.
5. Tap SUBMIT.

Don't panic if you cannot see your name or photos on the leaderboard. Often times, they come later. The Digital Livewell (fish icon) will show a record of your fish entries waiting to post.

➔ What do I do at the start?

- Open the FishDonkey App, Home screen.
- Tap on the event name.
- Tap on Leaderboard.

➔ Required Documentation

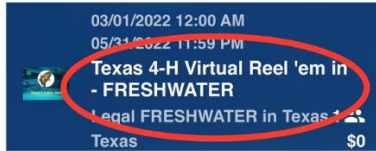
1. Photo of fish on the measure board
2. Photo of you holding the fish

Support Number

Support@FishDonkey.com
 218.249.0847

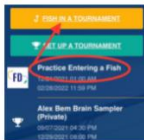
FISHDONKEY TIP SHEET- TEXAS 4-H

➔ How to Join in the FishDonkey App



1. Download the FishDonkey App
2. Tap Fish in A Tournament
3. JOIN: Texas 4-H FRESHWATER

➔ Practice



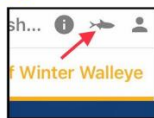
Join: PRACTICE ENTERING A FISH. Get familiar with the app's camera. This will ensure you've given the app proper camera permissions too.

Watch a 1 minute tutorial:
youtu.be/zuxh7FNUkba

We need your County Name!

Please tap on the profile icon in the top right corner of the app and fill in ADDRESS LINE 2 with your County name. Also add it to your LAST NAME. For example: Bryant - Bexar

➔ Digital Livewell / Photos



The fish icon is your Digital Livewell. It will show fish that are waiting to get on the leaderboard.

When you return to good reception, tap your livewell and leave it open. Tap the screen to keep it awake. Do this until all fish are RECEIVED.

➔ No Internet

Open the app before you head out. Tap on the name of your tournament on your FD home screen. That's it. Don't log out. Enter fish as normal. Your entries are held for safe keeping in your Digital Livewell.



➔ HOW TO ENTER A FISH

1. Tap the button ENTER A FISH / LEADERBOARD
2. That will open up your camera. Take your required pics by tapping on the camera icon.
3. When you are finished taking your pics, tap the checkmark.
4. Enter the species and the length of your fish.
5. Tap SUBMIT.

Don't panic if you cannot see your name or photos on the leaderboard. Often times, they come later. The Digital Livewell (fish icon) will show a record of your fish entries waiting to post.

➔ What do I do at the start?

- Open the FishDonkey App, Home screen.
- Tap on the event name.
- Tap on Leaderboard.

➔ Required Documentation

1. Photo of fish on the measure board
2. Photo of you holding the fish

Support Number

Support@FishDonkey.com
 218.249.0847