

2022 Texas 4-H Virtual Reel ‘em in Fishing Skill-a-thon

The Skill-a-thon is comprised of two parts:

1. **Learn and Earn Educational Opportunities** – to provide information in which youth participants and adults can gain knowledge on fishing tips and techniques, both for freshwater and saltwater species. No fee to participate.

Click on this link to view videos on fishing tips and techniques:

<https://drive.google.com/drive/folders/18xtDv32yDAVmkC7PLnMxV6krPPSUFH4e?usp=sharing>

2. **Reel ‘em in Tournament** – scheduled dates for 4-H youth to fish at their location with the chance of winning monthly and overall tournament awards and prizes. See entry fees below for participation.

Part II: Reel ‘em in Tournament Information

Follow the 5 steps below in numerical order to participate in the tournament portion of the skill-a-thon:

Step 1: 4-H Enrollment

- Be enrolled in 4-H as a youth member (3rd – 12th grades) or Clover Kid (K – 2nd grades) for the 2021-2022 year.
- If you are not in 4-H, join by setting up your family profile on 4HOnline at <https://texas.4honline.com> or contact your local county Extension agent for assistance with enrollment in your county 4-H program.
- Not sure who is your county agent? Click this link to enter your county name and find contact information: <https://agriflifeextension.tamu.edu/contact/>



Virtual 4-H REEL 'EM IN
 FISHING SKILL-A-THON 2022

Program Highlights

- Register **individually** as 4-H youth (grades 3-12) or *Clover Kid (grades K-2) via 4HOnline at <https://v2.4honline.com/>
- Clover Kids - FREE to participate and will receive a participation certificate
- Prizes to be listed January 2022
- New educational programs and fishing contests
- Judging via FishDonkey App (no fee to use app!) Rules to be released January 18 at <https://ds4.h.tamu.edu/>

Species Divisions

- Saltwater - Trout, Sheepshead & Redfish
- Freshwater - Bass, Crappie & Catfish

More Ways to Win!

- Longest single fish or stringer by tournament, species, division and overall
- Grand Slam - post 5 different fish species within species division
- Wild Card - random drawing of all fish posted on FishDonkey

Fees

- \$50 flat fee per division per 4-H participant (saltwater and/or freshwater)

Questions?

- Contact Jheri-Lynn McSwain, Ph.D., Extension Program Specialist at jmcswain@agg.tamu.edu

Spring Tournament
 Register: February 1 - 28, 2022
 Fish: March 1 at 12:00 pm thru May 31 at 11:59 pm

Summer Tournament
 Register: May 1 - 31, 2022
 Fish: June 1 at 12:00 pm thru August 31 at 11:59 pm

First 50 4-H'ers to register get a FREE Official Checkbook!

First 50 Clover Kids to register get a FREE 4-H Tote!

The members of Texas A&M AgriLife will provide equal opportunities in programs and activities, education, and employment to all persons regardless of race, color, sex, religion, national origin, age, disability, genetic information, veteran status, sexual orientation or gender identity and will strive to achieve full and equal employment opportunity throughout Texas A&M AgriLife. The Texas A&M University System, U.S. Department of Agriculture, and the County Commissioners Courts of Texas Cooperating

Jheri-Lynn McSwain, Ph.D.
 Extension Program Specialist – 4-H Youth Development, District 5
 Texas A&M AgriLife Extension Service
 1710 N Hwy 3053 | PO Box 200 | Overton, Texas 75684
 Tel. 903.834.6191 | Fax 903.834.7140
www.texas4-h.tamu.edu

Step 2: Event Registration

Spring Event

- **February 1, 2022 – 8:00 a.m.** - Registration will open on 4-H Online <https://texas.4honline.com>
- Select **2022 Texas 4-H Virtual Reel ‘em in – Spring** from the event list
 - Register and compete as an individual angler (no team entries).
 - 4-H youth anglers (grades 3rd – 12th): You may register for either division or both. The entry fee is per 4-H angler per division.
 - Freshwater Division: \$50
 - Saltwater Division: \$50
 - Complete your presurvey. After you complete the presurvey you will be given a 5-digit CODE at the end to enter in 4HOnline. **Enter this code to complete your registration.** Use this QR code or link to complete:

Important
Step!



Presurvey QR Code

Presurvey Link

https://agrillife.az1.qualtrics.com/jfe/form/SV_djm648QrDhOJ7kW

- **Note:** We are unable to issue any refunds once your payment has been submitted.
- Clover Kids participate for bragging rights and a certificate. They will not earn a place on the FishDonkey leaderboard. There is no fee for their participation, however, they must be registered on 4-H Online.
- **February 28, 2022** - Due date to register to participate in the spring tournament. Only those registered on 4-H Online by the deadline will be eligible to participate.

Summer Event

- **April 1, 2022 – 8:00 a.m.** - Registration will open on 4-H Online <https://texas.4honline.com>
- Select **2022 Texas 4-H Virtual Reel ‘em in - Summer** from the event list
 - Register and compete as an individual angler (no team entries).
 - 4-H youth anglers (grades 3rd – 12th): You may register for either division or both. The entry fee is per 4-H angler per division.
 - Freshwater Division: \$50
 - Saltwater Division: \$50
 - Complete your presurvey. After you complete the presurvey you will be given a 5-digit CODE at the end of the survey to enter in 4HOnline. **Enter this code to complete and enter your registration.** Use this link or QR code to complete:

Important
Step!



Presurvey QR Code

Presurvey Link

https://agrillife.az1.qualtrics.com/jfe/form/SV_djm648QrDhOJ7kW

- **Note:** We are unable to issue any refunds once your payment has been submitted.
- Clover Kids participate for bragging rights and a certificate. They will not earn a place on the FishDonkey leaderboard. There is no fee for their participation, however, they must be registered on 4-H Online.
- **April 30, 2022** - Due date to register to participate in the spring tournament. Only those registered on 4-H Online by the deadline will be eligible to participate.

NO late registrations will be accepted.

Registration Incentives

- First 50 *completely registered 4-H members will receive a FREE official Check-it-Stik®
- First 50 registered Clover Kids will receive a 4-H fishing lure.

**4HOnline registration submitted, payment received, pre-survey completed, and FishDonkey judging app profile set-up.*

If you are a **Clover Kid**, SKIP TO STEP 4.

Step 3: Download Judging App

- After your payment has been accepted in 4HOnline, go to [FishDonkey](#) to download the app to your mobile device and/or computer.
- There is no fee for participants to use this app.
- Set up your profile in FishDonkey. Select the Division you choose in 4HOnline (Freshwater and/or Saltwater). If you registered for BOTH divisions, make sure you choose to participate in both.
 - Texas 4-H Virtual Reel ‘em in – Freshwater
 - Texas 4-H Virtual Reel ‘em in – Saltwater
- When setting up your profile, in the “Street 2” box, list the county of your 4-H club.
- On the app, use the tutorial to practice how to measure and upload pics.
- **Questions? See Tip sheet on the last page for additional information.**



Step 4: Fish the Tournament – Judging Criteria under Rules & Guidelines

Spring Event

- On March 1, 2022 at 12:00 p.m. the app will open for you to begin uploading your pictures of your fish to be judged and posted to the official leaderboard.
- The spring tournament closes on May 31, 2022 at 11:59 p.m.
- Official placings will be verified and announced on FishDonkey the week of June 4 – 8, 2022.
- Prizes and certificates will be mailed to your county Extension office the week of June 18th.

Summer Event

- On June 1, 2022 at 12:00 p.m. the app will open for you to begin uploading your pictures of your fish to be judged and posted to the official leaderboard.
- The summer tournament closes on August 31, 2022 at 11:59 p.m.
- Official placings will be verified and announced on FishDonkey the week of September 4 – 8
- Prizes and certificates will be mailed to your county Extension office the week of September 18th.

How to measure and photograph your fish for judging

- Fish must be photographed with an iPhone or Android laying on an Official **Check-It-Stik®** brand measuring board. Check-It-Stiks can be purchased at Academy, on-line and at other fishing gear stores.
- Photograph must be clear and measurement on board must be legible.
- You may hold your fish on the board, just be sure to NOT cover the mouth and tail with anything that blocks these views.
- Pinch the tail fins together to get accurate length in photograph.
- Mouth of fish **must** be touching the front of the bump board. If measurement cannot be read from photograph, the entry will be penalized points. See example.
- Photos will be timestamped when taken. You may upload your pics as you take them or at a later date. Don't have internet to upload at your fishing spot? No problem, remember they are timestamped when you take them so you can upload when you have internet or even from a computer. Just make sure they are all uploaded before close of the tournament.



Step 5: Complete the Post-Survey

Important
Step!

- Use the QR code or click on the link below to complete a short survey to tell us about your skill-a-thon participation experience.
 - May 1 - 31 – spring tournament survey will be open for completion
 - August 1 - 31 – summer tournament survey will be open for completion
- Note: Awards and prizes will only be provided 4-H members in which fee has been received and post-survey completed (a reminder will be sent to you).



Post Survey QR Code

2022 Texas 4-H Virtual Reel 'em in Post Survey Link

https://agrillife.az1.qualtrics.com/jfe/form/SV_87ytg3QontLwlzU

Supplies Needed for Participation

- Rod and reel
- Bait and/or lure
- Phone or tablet to take your fish pics and upload to FishDonkey. Or you can take the pics with phone/tablet and upload through your computer with internet
- Official Check-it-Stik® (can be purchased at Academy stores or via online shopping venues)
- Fish net (optional)



Check-it-Stik

Safety and State Fishing Regulations

- There are bag limits and length requirements for most fish caught in Texas. It is the responsibility of the angler to read and abide by these regulations. Be sure to follow all Texas regulations regarding fishing licenses, bag limits, length requirements and other rules <https://tpwd.texas.gov/regulations/outdoor-annual/fishing/>

- If you catch a fish that is shorter than the legal limits to keep, you MAY photograph and use in the tournament. However, as soon possible after taking the photo, release the fish back into the water so that you are abiding by state fishing regulations.
- Each 4-H family entered is responsible for the safety of youth anglers during the tournaments.

Placings and Contests

- Individual placings will be posted on the contest leaderboards as fish are caught, posted, and verified by tournament director. You will be able to see your ranking in real time.
- Each Division (Freshwater and Saltwater) has individual contests based upon species and judging criteria. See the attached Rules and Guidelines for specific information.
- A Texas 4-H Virtual Reel 'em in Grand Champion for Freshwater and Saltwater will be announced at the end of the 4-H year which ends on August 31. The winner in each division will determined on a grand total of all inches of all fish caught in both divisions for spring and summer participation. Be sure to register for both Spring and Summer events to rack-up more inches!

Awards and Prizes

- Awards and prizes will be mailed to your county Extension office after completion of the Spring skill-a-thon and then after completion of the Summer skill-a-thon.
- All awards and prizes to be determined by the 4-H Fishing committee. Awards are determined by the number of individuals registered for this tournament.
- **Awards and prizes will only be provided 4-H members in which fee has been received and post-survey completed.**
- Clover Kids participate for bragging rights and a certificate.
- Entry via 4-H Online gives permission to use the participant's name and photograph as needed for marketing and promotion purposes.

Sponsors

- The Texas 4-H program is very grateful to the sponsors of our virtual fishing program. This list is dynamic and will continue to grow as we secure additional sponsors.
 - Texas Farm Credit
 - TG Industries
 - Life's Outdoor Pursuits
 - Coastal Conservation Association (CCA)

Questions

- For 4HOnline and registration questions, contact Carolyn Walton at the District 5 office via email at carolyn.walton@ag.tamu.edu or by phone at 903-834-6191.
- For tournament or FishDonkey questions, contact Dr. Jheri-Lynn McSwain, Extension Program Specialist – District 5 via email at jlmcswain@ag.tamu.edu or by phone at 903-847-0598. Please leave a detailed message.

Freshwater Division Rules & Guidelines

Species

- You may enter fish from any of the 3 species listed below for the Freshwater Division. All fish must be caught by legal means.
 - Bass: Largemouth, smallmouth, spotted, Guadalupe
 - Crappie: black or white
 - Catfish: channel, blue, flathead
- You may enter all of one variety or a combination of varieties for judging.
- See link below to learn how to identify specific fish species in Texas. <https://tpwd.texas.gov/landwater/water/aquaticspecies/inland.phtml>

Location

- Fish anywhere permitted by law (freshwater, ponds, stock tanks, rivers, lakes, etc.).
- Fishing from a pier, edge of pond/lake/river, or boat is allowed for this event as long as the location is permitted by law. If private land, ensure you have landowner permission to fish.

Length Limits by Species

<https://tpwd.texas.gov/regulations/outdoor-annual/fishing/freshwater-fishing/>

Freshwater Judging Contests – More Ways to Win!

- Each of the pictures entered have multiple ways to qualify to win prizes. Each of the four contests have a separate leaderboard on FishDonkey. When you post the picture of your fish, it will automatically be entered into the contest in which it is eligible based upon species.
- The best part of FishDonkey is the app's ability to AUTO CULL your catches. Enter all your pictures and the system only adds your longest catch to the individual contest leaderboard.
- No need to upload your pictures for each individual contest.

Leaderboard Contests

- Longest – Sponsored by Texas Farm Credit & TG Industries
- Stringer
- Freshwater Slam
- Wild Card

Internal Contest

- Big Bass – Sponsored by Life's Outdoor Pursuits



Smallmouth Bass



Largemouth Bass



Guadalupe Bass



Spotted Bass



Black Crappie



White Crappie



Channel Catfish



Flathead Catfish



Blue Catfish



1. Longest

Species eligible: Bass and Catfish

Judging criteria: Length on Check-it-Stik

See *How to Measure Your Fish for Judging* on page 3.


Fish longer than the length of a Check-it- Stik should be measured on a 6-foot long 2x4 or 2x6 piece of wood. Lay the fish on the board and mark its length with a pen/pencil (see example). Then measure from the beginning of the board to the mark using a tape measure.



2. Stringer

Species eligible: Crappie

Judging criteria: Longest 5 crappie (black, white or combination). Enter all your crappie pictures and the app will AUTO CULL your stringer for you, leaving the top 5 cumulative lengths as your entry.



3. Freshwater Slam

Species eligible: Bass, Catfish, Crappie

Judging criteria: Must enter at least one of **each** species to qualify to participate in this contest (1 bass, 1 catfish and 1 crappie). Again, the app does the work for you. Just take the picture of the fish, enter its length and the program will select your longest bass, catfish and crappie to be entered into the Freshwater Slam contest.

4. Wild Card

Species: Bass, Catfish, Crappie

Judging criteria: Size does not matter for this contest! This is a random monthly drawing from ALL pictures uploaded and verified.



5. Overall Big Bass

Species: Bass

Judging criteria: Longest bass caught in EACH the spring and summer tournaments will be named 4-H Big Bass Winner. A replica of their big bass will be presented to each of these winners.

Saltwater Division Rules & Guidelines

Species

- You may enter fish from any of the 3 species listed below for the Saltwater Division. All fish must be caught with a rod and reel.
 - Spotted Seatrout (*Cynoscion nebulosus*)
 - Redfish (Red Drum) (*Sciaenops ocellatus*)
 - Sheepshead (*Archosargus probatocephalus*)
- You may enter all of one variety or a combination of varieties for judging.
- See link below to learn how to identify specific fish species in Texas.
<https://www.takemefishing.org/fish-species/>

Location

- All waters within 9 nautical miles of the Texas Coastline as permitted by Texas law.

Length Limits by Species

<https://tpwd.texas.gov/regulations/outdoor-annual/fishing/saltwater-fishing/>



Sheepshead



Spotted Seatrout



Redfish (Red Drum)

Saltwater Judging Contests – More Ways to Win!

- Each of the pictures entered have multiple ways to qualify to win prizes. Each of the four contests below have a separate leaderboard on FishDonkey. When you post the picture of your fish it will automatically be entered into the contest in which it is eligible based upon species.
- The best part of FishDonkey is the app's ability to AUTO CULL your catches. Enter all your pictures and the system only adds your longest catch to the individual contest leaderboard.
- No need to upload your pictures for each individual contest.

Leaderboard Contests

- Longest – Sponsored by Texas Farm Credit & TG Industries
- Saltwater Slam
- Wild Card
- Spot Pot



1. Longest

Species eligible: Sheepshead, Spotted Seatrout, Redfish (**Note:** Redfish must be under 28 inches)

Judging criteria: Length on Check-it-Stik

See *How to Measure Your Fish for Judging* on page 3.



Fish longer than the length of a Check-it-Stik should be measured on a 6-foot long 2x4 or 2x6 piece of wood. Lay the fish on the board and mark its length with a pen/pencil. Then measure from the beginning of the board to the mark using a tape measure.

2. Saltwater Slam

Species eligible: Sheepshead, Spotted Seatrout, Redfish

Judging criteria: Must enter at least one of **each** species to qualify to participate in this contest (1 sheepshead, 1 seatrout and 1 redfish). Again, the app does the work for you. Just take the picture of the fish, enter its length and the program will select your longest sheepshead, seatrout, and redfish, to be entered into the Saltwater Slam contest.



3. Wild Card


Species: Sheepshead, Spotted Seatrout, Redfish

Judging criteria: Size does not matter for Spotted Seatrout or Sheepshead. Remember, all Redfish must be under 28 inches to be posted! This is a random monthly drawing from ALL pictures uploaded and verified.

4. Spot Pot

Species: Redfish

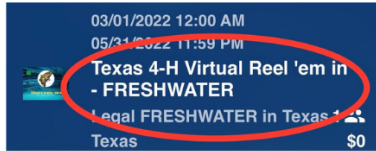
Judging criteria: Redfish must be under 28 inches on Check-it-Stik. Enter the length and the number of spots on ONE side of the fish.



Tiebreaker: In the event of a tie, in any of the above contests, the earliest time entered will be used to determine the winner.

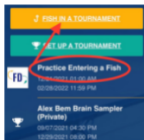
FISHDONKEY TIP SHEET- TEXAS 4-H

➔ How to Join in the FishDonkey App



1. Download the FishDonkey App
2. Tap Fish in A Tournament
3. JOIN: Texas 4-H FRESHWATER

➔ Practice



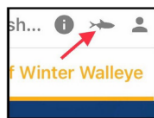
Join: PRACTICE ENTERING A FISH. Get familiar with the app's camera. This will ensure you've given the app proper camera permissions too.

Watch a 1 minute tutorial:
youtu.be/zuxh7FNukbA

We need your County Name!

Please tap on the profile icon in the top right corner of the app and fill in ADDRESS LINE 2 with your County name. Also add it to your LAST NAME. For example: Bryant - Bexar

➔ Digital Livewell / Photos



The fish icon is your Digital Livewell. It will show fish that are waiting to get on the leaderboard.

When you return to good reception, tap your livewell and leave it open. Tap the screen to keep it awake. Do this until all fish are RECEIVED.

➔ No Internet

Open the app before you head out. Tap on the name of your tournament on your FD home screen. That's it. Don't log out. Enter fish as normal. Your entries are held for safe keeping in your Digital Livewell.



➔ HOW TO ENTER A FISH

1. Tap the button ENTER A FISH / LEADERBOARD
2. That will open up your camera. Take your required pics by tapping on the camera icon.
3. When you are finished taking your pics, tap the checkmark.
4. Enter the species and the length of your fish.
5. Tap SUBMIT.

Don't panic if you cannot see your name or photos on the leaderboard. Often times, they come later. The Digital Livewell (fish icon) will show a record of your fish entries waiting to post.

➔ What do I do at the start?

- Open the FishDonkey App, Home screen.
- Tap on the event name.
- Tap on Leaderboard.

➔ Required Documentation

1. Photo of fish on the measure board
2. Photo of you holding the fish

Support Number

Support@FishDonkey.com
 218.249.0847